

Language Arts Syllabus

Course Description

Textbook and Resources:

Holt Reader Course 4 (Holt, Rinehart & Winston Publishers)

Selected Short Stories

Novel:

To Kill a Mockingbird by Harper Lee

Vocabulary:

A variety of contextual vocabulary extracted from Literary and informational texts

Grammar: Holt Handbook: Language Sentence Skills Practice: Grammar, Usage, Mechanics Sentences Fourth Course

The Grade 9 English Language Arts course broadens the students' literary experiences by introducing them to several classics and establishes a foundation for the advanced study of various genres. Units will include short stories, drama, poetry, fiction, and non-fiction. The themes covered in this course include racism and intolerance as well as, human rights and freedom. Students are encouraged to discuss these mature topics which helps them relate to real life situations. In addition to reading and analyzing texts, the course emphasizes the development of writing, research, speaking, listening, viewing, grammar, and vocabulary skills.

The grammar and vocabulary skills acquired during this course will help students improve their writing skills as well as, have a more confident approach when dealing with standardized tests, i.e. MAP Testing and SATs.

Materials Required

A Positive Attitude

A Willingness to Participate

Specified Text Books/Workbooks

Pens and pencils

Binders, Loose Leaf Paper and Dividers

Grading Breakdown

Quarter Exam 30%

Quizzes 25%

Homework and Assignments 15%

Classwork 20%

Participation 10%

9

Quarter 1

Literature:

Short Story: The Most Dangerous Game

Grammar: Subjects and Predicates, Parts of Speech (Nouns, Adjectives)

Vocabulary: Carefully selected vocabulary from literature studied

Writing: Descriptive, Personal Narrative

Speaking and listening: Literature Circle discussions

Quarter 2

Literature: To Kill a Mockingbird by Harper Lee (Part I)

Speech: I Have a Dream by Martin Luther King Jr.

Grammar: Verbs, Pronouns, Adjectives, Adverbs, Interjections and Conjunctions

Vocabulary: Carefully selected vocabulary from literature studied

Writing: Persuasive, Compare and Contrast

Speaking and Listening: To Kill a Mockingbird Project/Presentation

Quarter 3

Literature: To Kill a Mockingbird by Harper Lee (Part II)

Grammar: Subject Verb Agreement, Pronoun Antecedent Agreement

Vocabulary: Carefully selected vocabulary from literature studied

Writing: Persuasive

Speaking and Listening: Forced Debates (Related to the novel)

Quarter 4

Literature: Selected short stories from the Holt Reader


Grammar: Modifiers, Phrases and Clauses

Vocabulary: Carefully selected vocabulary from literature studied

Writing: Expository

Speaking and Listening: Final Project

9



Math Syllabus

Text books:

Algebra I Holt.

Geometry McDougal Littell.

Algebra I Holt practice book.

Course description:

This course will enable students to Capability of understanding algebraic concepts and terminologies; Increase their thinking skills gradually, by being introduced to solving problems strategies and critical thinking problems which will improve the SAT skills, make them start to have a clearer view of what career they would like to choose after college by relating most topics to real life problems.

1st Quarter

Algebra:

- Using difference to identify patterns.
- Variables, expression and equations.
- The algebraic order of operations.
- Graphing with coordinates.
- Representing linear patterns.
- Scatter plot and lines of best fit.

Operations In Algebra:

- The real numbers and absolute values.
- Adding real numbers.
- Subtracting real numbers.
- Multiplying and dividing real numbers.
- Properties and mental computation.
- Adding and subtracting expressions.
- Multiplying and dividing expressions.

Equations.

- Solving equations by adding and subtracting.
- Solving equations by multiplying and dividing.

9

- Solving two step equations
- Solving multistep equations.
- Using the distributive property.
- Using formulas and literal equations.

2nd Quarter

Linear Functions:

- Linear functions and graphs.
- Defining slope.
- Rate of change and direct variation.
- The slope- intercept form
- The standard and point slope form.
- Parallel and perpendicular lines

Inequalities and absolute value

- Solving inequalities.
- Multistep inequalities.
- Compound inequalities.
- Absolute value functions.
- Absolute value equations and inequalities.

System of equations and inequalities.

- Graphing system of equations.
- The substitution method.
- The elimination method
- Consistent and inconsistent systems.
- Classic puzzles in two variables.

3rd Quarter

Exponent and exponential functions.

- Laws of exponents: multiplying monomials.
- Laws of exponents: Powers and products.
- Laws of exponents: Dividing monomials.
- Negative and zero exponents.
- Scientific notation.

Polynomials and factoring.

- Adding and subtracting polynomials.
- Modeling polynomials multiplication.

9

- Multiplying binomials.
- Polynomial functions
- Common factor.
- Factoring special polynomials.

Probability

- Probability
- Experimental probability
- Use a simulation
- Theoretical probability
- The fundamental counting principle
- Permutations and combinations
- Independent and dependent events

4th Quarter

Geometry:

- The pythagorean theorem and distance formula
- The converse of the pythagorean theorem.
- Polygons.
- Properties of parallelograms.
- Showing quadrilaterals are parallelograms.
- Rhombuses, rectangles, and squares.
- Trapezoids.
- Reasoning about special quadrilaterals.

Circles:

- Parts of a circle.
- Properties of tangents.
- Arcs and central angles.
- Arcs and chords.
- Inscribed angles and polygons.
- Properties of chords.
- Equation of circles.

9

Science



Physical science Syllabus

Text book:

Holt physical Science (Holt, Rinehart & Winston)

Course Description

Through this subject students are linked to the rapidly developing world of technology all around us. Students learn about: electronic technology, atomic energy, energy resources and heat technology, in addition to how each of these is related to the world around them. This subject acts as a stepping-stone for the following courses in chemistry and physics in grades 11 and 12.

Syllabus

First Quarter

Chapter 2: The Properties of Matter

- Section 1: What is Matter?
- Section 2: Physical Properties
- Section 3: Chemical Properties

Chapter 3: States of Matter

- Section 1: Three states of Matter
- Section 3: Changes of State

Chapter 4: Elements compounds and Mixtures

- Section 1: Elements
- Section 2: Compounds
- Section 3: Mixtures

Second Quarter

Chapter 11: Introduction to Atoms

- Section 2: The Atom

Chapter 12: The Periodic Table

- Section 1: Arranging the Elements
- Section 2: Grouping the Elements

Chapter 13: Chemical Bonding

- Section 1: Electrons and Chemical Bonding
- Section 2: Ionic Bonds
- Section 3: Covalent and Metallic Bonds

9

Third Quarter

Chapter 14: Chemical Reactions

- Section 1: Forming New Substances
- Section 2: Chemical Formulas and Equations
- Section 3: Types of chemical Reactions
- Section 4: Energy and Rates of Chemical Reactions

Chapter 15: Chemical compounds

- Section 1: Ionic and Covalent Compounds
- Section 2: Acids and Bases
- Section 3: Solutions of Acids and Bases
- Section 4: Organic Compounds


Fourth Quarter

Chapter 9: Energy and energy resources

- Section 1: what is energy?
- Section 2: energy conversions
- Section 3: conservation of energy
- Section 4: energy resources

Chapter 10: Heat and heat technology

- Section 1: Temperature
- Section 2: what is heat?
- Section 3: matter and heat
- Section 4: heat technology



Social Studies Syllabus

Course Description:

Between World War I and World War II there was more political unrest and literal poverty than any other time in history. Germany's loss of WW 1 resulted in the country being reduced to a state of an unfinished war as far as they were concerned, the Treaty of Versailles had literally put Germany into a debt-ridden crises lasting decades. We will study trench warfare, weaponry, and world leaders such as Hitler and Mussolini.

Text Book: World History: Patterns of Interaction by Mc Dougal Littell

Quarter 1

Unit 7: The World at War

Chapter 29: The Great War

Section 1: Marching Toward War

Section 2: Europe Plunges into War

Section 3: A Global Conflict

Section 4: A Flawed Peace

Chapter 30: Revolution and Nationalism:

Section 1: Revolutions in Russia

Quarter 2

Chapter 30: Revolution and Nationalism

Section 2: Totalitarianism

Chapter 31: Years of Crisis

Section 1: Postwar Uncertainty

Section 2: A Worldwide Depression

Section 3: Fascism rises in Europe

Quarter 3

Chapter 31: Years of Crisis

Section 4: Aggressors invade Nations

Chapter 32: World War II

Section 1: Hitler's Lightning War

Section 2: Japan's Pacific Campaign

Quarter 4

Chapter 32: World War II

Section 3: The Holocaust

Section 4: The Allied Victory

Section 5: Europe and Japan in Ruins

9



French

French syllabus

The students in grade 9 will learn 4 modules from the book “Expo3” one module per quarter.

First quarter: **Module 3: En bonne santé?**

Lessons:

- 1- Talking about illness
- 2- Saying what’s wrong.
- 3- Healthy living.
- 4- Understanding and giving advice.
- 5- Keep-fit activities.
 - Revision and test
 - More advice on health using the informal imperative.

Grammar:

- Expressions with “avoir” and “être” .
- The vous-form imperative.
- The perfect tense of faire.
- The tu –form imperative.

Second quarter: **Module 4: Les gens comme nous**

Lessons:

- 1-French –speaking sportspeople.
- 2- Describing other people.
- 3- Understanding information about people.
- 4-A whodunnit!
- 5- Who did it.
 - Revision and test
 - Learning more about: the narrative in the perfect tense

9

Grammar:

- Agreement of adjectives (feminine singular).
- Absence of definite article when talking about jobs.
- The perfect tense with je (avoir and être verbs).
- The perfect tense with il / elle.

Third quarter: **Module 5: On y va !**

Lessons:

- 1- Learning about a region of France.
- 2- Travel arrangements.
- 3- Arranging hotel accommodation.
- 4- A visit to an attraction.
- 5- A visit to a motor race.
 - Revision and test.
 - Learning more about: Tourist information.

Grammar:

- More on vous –form imperatives.
- The pronoun “ y ”.
- Je voudrais + the infinitive.
- The perfect tense: review of the auxiliaries avoir and être.
- Using the vous-form in formal contexts.

Fourth quarter: **Module 6 : Les droits des jeunes.**

Lessons:


- 1- Schools in different countries.
- 2- Young people and work.
- 3- Tackling hunger in the world.
- 4- Learning about religion in France.
- 5- Human rights activists.
 - Revision and test.
 - Learning more about: how you earn and spend money.
 - Playing a game on the subject of human rights.

9

Grammar:

- Possessive adjectives.
- Reflexive verbs(singular)
- Using on peut + the infinitive .

9



Computer Syllabus

Course Description:

This course provides an overview of spreadsheet functions. The course covers techniques of using Excel in applications such as accounting, manufacturing, and administration, which emphasize financial, logical, and statistical functions for data analysis, management, and business graphics, challenged and advanced spreadsheet features. Students will learn enhanced worksheet design for business applications, database management techniques, and creating and executing simple and complex macros. Students will have practice in applying formulas, functions, charts/graphs, worksheet manipulation, database, and macro commands in business accounting field.

Syllabus:

Quarter 1:

Getting to know Excel:

- Introducing Excel.
- Working with an existing data list.
- Zeroing in on data in a list.
- Creating a workbook.
- Checking and correcting data.

Setting Up a Workbook:

- Making workbooks easier to work with.
- Making data easier to read.
- Adding a graphic to a document.

Quarter 2:

Performing Calculations of Data:

- Naming groups of data.
- Creating formulas to calculate values.
- Finding and correcting errors in calculations.

Changing Document Appearance:

- Changing the appearance of data.
- Applying an existing format to data.
- Making numbers easier to read.
- Changing data's appearance based on its value.
- Making printouts easier to follow.

9

- Positioning data on a printout.

Focusing on Specific Data Using Filters:

- Limiting the data that appears on the screen.
- Performing calculations on filtered data.
- Defining a valid set of values for a range of cells.

Quarter 3:

Combining Data from Multiple Sources:

- Using a data list as a template for other lists.
- Working with more than one set of data.
- Linking to data in other workbooks.
- Summarizing multiple sets of data.
- Grouping multiple data lists.

Reordering and Summarizing Data:

- Sorting a data list.
- Organizing data into levels.

Analyzing Alternative Data Sets:

- Defining and editing alternative data sets.
- Defining multiple alternative data sets.
- Varying your data to get a desired result.
- Finding optimal solutions with solver.
- Analyzing data with descriptive statistics.

Creating Dynamic Lists with Pivot Tables:

- Creating dynamic lists with pivot tables.
- Editing pivot tables.
- Creating pivot tables from external data.

Quarter 4:

Creating Charts:

- Creating a chart.
- Customizing chart labels and numbers.
- Finding trends in your data.
- Creating a dynamic chart using pivot charts.
- Creating diagrams.

Printing:

- Printing data lists.
- Printing part of a data list.
- Printing a chart.

Automating Repetitive Tasks with Macros:

- Introducing macros.
- Creating and modifying macros.
- Creating a toolbar to hold macros.
- Creating a menu to hold macros.
- Running a macro when a workbook is opened.

Working with Other Microsoft Office Programs:

- Including an office document in an Excel worksheet.
- Storing an Excel document as part of another office document.
- Creating a hyperlink.
- Pasting a chart into another document.

Working with Database Data:

- Looking up information in a data list.
- Retrieving data from a database.
- Summarizing list data.

Publishing Information on the Web:

- Saving a workbook for the web.
- Publishing worksheets on the web.
- Publishing a pivot table on the web.
- Retrieving data from the web.
- Acquiring web data with smart tags.
- Working with structured data.

9



Art Syllabus

Quarter1	Monoprint
Quarter 2	Collage with design
Quarter 3	Drawing (portraits)
Quarter 4	Mix media